

## PLAN TO PARK

*The City of Roanoke is an excellent place to live, work, visit, shop, and to PARK.*

*This guide is intended to provide explanation of the various signs you are likely to encounter while parking on city streets.*

*When driving in the City of Roanoke for business or pleasure, take a moment to plan ahead so you know where to park when you arrive. With over 4,000 off-street parking spaces in garages and lots, It's Easy to PARK Once and enjoy all that Roanoke offers.*

Call PARK Roanoke at (540) 353-0585 or visit us on the web at

[www.PARKRoanoke.com](http://www.PARKRoanoke.com)

for free maps, directions, and other parking information.

Look for the PARK Roanoke signs which will guide you to public parking in lots and garages.



## PARKING DO'S AND DON'TS

When Parking, Please DO .....

- READ and OBEY parking signs
- Park as close to a curb as possible within 12 inches
- Display your disabled hangtag from the rear view mirror
- Park in the same direction of traffic
- Lock your doors and remove valuables from sight
- Visit our web-site to learn more about safety and parking regulations [www.PARKROANOKE.COM](http://www.PARKROANOKE.COM)
- VEHICLES THAT PARK IN NO PARKING ZONES OR OVERTIME MAY RECEIVE 3 ESCALATING CITATIONS PER DAY.
- VEHICLES MAY NOT ROLL BACK AND FORTH IN THE SAME ZONE FOR EXTENDED TIMED PARKING. THE ZONE MUST BE VACATED BY DRIVING AROUND THE BLOCK.

Remember DON'T PARK.....

- in front of No Parking Signs
- within 15 feet of either side of a fire hydrant
- within 5 feet of either side of a driveway
- within 20 feet of an intersection
- in a loading zone designated for trucks
- in a loading zone for more than 20 minutes if you are unloading or loading your vehicle
- in a space reserved for people with disabilities
- on a sidewalk, crosswalk, or any place that blocks an intersection or pedestrian access.

The City of Roanoke does not paint curbs.

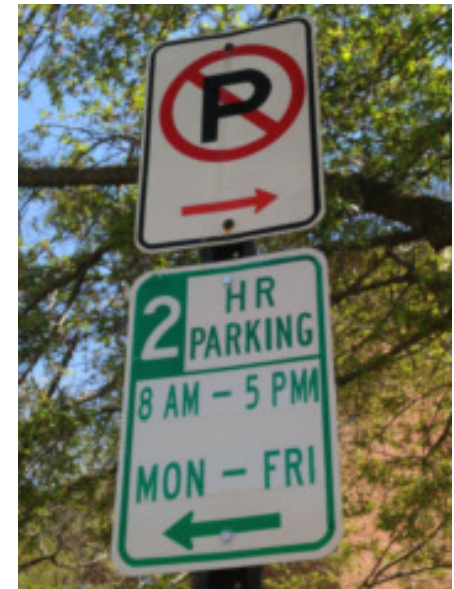
If you notice any sign that needs maintenance, or repair please call the City of Roanoke's Transportation Division at (540) 853-2676 or (540) 853-2000 or email their office at : [transportation@roanokeva.gov](mailto:transportation@roanokeva.gov)

Or contact PARK Roanoke [parking@PARKRoanoke.com](mailto:parking@PARKRoanoke.com)



## Guide to Understanding Parking Signs

CITY OF ROANOKE



**PARK Roanoke**  
117 Church Avenue SW  
Roanoke, VA 24011  
(540) 343-0585  
[parking@PARKRoanoke.com](mailto:parking@PARKRoanoke.com)  
[www.PARKRoanoke.com](http://www.PARKRoanoke.com)

# Parking Signs—How to Read Them

The City Roanoke uses *many* parking signs to provide information about when, how long, and for what purposes a vehicle may park on-street or to designate specific curb uses. Sometimes two or more signs are combined when several regulations apply to the same curb space.

Signs are meant to be read from Top to Bottom. Also, they are color coded much like traffic lights. Red means there is a prohibition, limitation or No Parking while Green indicates parking is allowed.

Signs have arrows on a flat surface and only direct parking for the side of the street that the sign and sign pole are located. A double arrow means that parking is allowed on both sides of the sign. A parking sign regulates all parking spaces in the direction of the arrow until the next parking sign or the end of the block. Pay close attention to any exceptions. When reading signs, notice:

- Color
- Arrow Direction
- Times
- Days, and
- Exceptions

Is the Green arrow pointing towards your car? If yes, you may park there within the days, times, and exceptions or limits shown on the sign.

Is the Red arrow pointing towards your car? If yes, then do not park there.



This sign indicates vehicles may NOT park in spaces to the **LEFT** of this sign at any time.



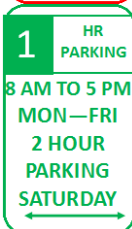
The sign to the right indicates that vehicles may NOT park in spaces to the **RIGHT** of this sign at any time.



This Green sign allows parking to the **RIGHT** of the sign for 2 hours only between 8 am and 5 pm and from Monday to Friday. Vehicles may park for an unlimited amount of time after 5 pm Monday through Friday and all day Saturday and Sunday.



This sign indicates that vehicles may NOT park on either side of this sign from 5 am to 8 am Monday to Saturday. Parking is unlimited on Sundays and from 5 pm to 5 am each day. Vehicles parked between 5 am and 8 am are subject to being cited and towed.

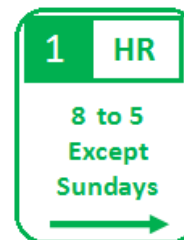


Subject the restrictions on the sign above, vehicles may park for 1 hour 8 am to 5 pm Monday through Friday. Vehicles may park for 2 hours on Saturdays between 8 am and 5pm and for unlimited time on Sundays on **BOTH** sides of the sign.



This Green sign indicates that parking is allowed to the **LEFT and RIGHT** of the sign for the time limit, hours, and days of the week shown. Parking is unlimited at times and days not listed.

This sign indicates vehicles or trucks may park to the **RIGHT** of this sign for loading and unloading for 20 minutes only from 6 am to 6 pm. This sign is in effect Monday through Sunday. Parking is unlimited between 6 pm and 6 am.



These two signs indicate that vehicles are allowed to park to the **RIGHT** of the sign for only 1 hour Monday through Saturday between 8 am and 5 pm, but for unlimited time after 5 pm and all day on Sunday.



EXCEPT, there is no parking on either side of the sign on Thursdays between 11 pm and 5 am. This is due to street sweeping.



This Green sign allows 2 hour parking between 8am and 5 pm, from Monday to Friday to the **LEFT** of the sign. Parking is unlimited for the days and times not listed on the sign.